



PATTON & COOKE CO.

15 kV, 500 Amp CABLE COUPLERS

EXCEPTIONAL PERFORMANCE! BUILT TO LAST!

For higher voltage applications Patton & Cooke Co. offers the 15 kV, 500 Amp C150 Series coupler.

A proven, dependable performer in even the harshest environments, the 15 kV coupler offers many of our most requested design features. But best of all, you choose the features that are right for you from our a-la-carte menu of options. Remove or add features to create the coupler you need, or choose an industry standard configuration.



If compatibility is your concern you can rest easy knowing that our designers have ensured that this 15 kV coupler can be used interchangeably with other couplers of North American design.

The Patton & Cooke 15 kV C150 coupler offer a full range of replacement parts so they can easily be rebuilt for longer life and long-term cost savings. In addition, many of these parts are field-serviceable so repairs can be done with a minimum of downtime.



Features

- easy maintenance with front end removable contacts
- fire retardant insulators
- corrosion-resistant, cast aluminum or epoxy powder coated bodies
- secure three bolt, quick flip connection
- medially-located grounded surface running through mounting plate
- self-aligning housings
- accepts conductors to 500 MCM (250 mm²) and diameters up to 3.5" (90mm)
- silver-plated male and female phase contacts
- weatherproof covers

Benefits

- fast and positive coupling and uncoupling
- provide safety and lasting performance
- reduced installation time
- industry-wide compatibility
- easy, on-site, front-end maintenance
- superior coupler life
- one person operation




C150 series live parts



Meeting your high voltage electrical equipment needs

Insulator Design Features

Silica sand filled, thermo-setting resin insulators




Locking-type stems prevent torsional conductor damage

Medially-positioned grounded surface running through mounting plate channel fault current arcing

Individually threaded, replaceable phase insulator tubes

Pilot (ground check)




Front-end removable contacts

Ground

Body Design Features

3 bolt, quick-flip connection



Bolt-on entrance fitting eliminates external threads


Chemically resistant hypalon™ gasketing

Polyester powder-coated body for maximum durability

Provisions for padlocking or key interlock mounting (optional)

Entrance Fitting Features

Non-metallic, strain relief cable clamping inserts



Compression type cable seals on entrance fittings

The standard contact arrangement for the 15 kV coupler includes three insulated phase contacts, one ground contact, and one isolated pilot contact.